

DRIVER, TRACK AND RESULTS

DRIVER _____ COUNTRY _____ WEATHER AIR TEMP _____ TRACK TEMP _____ DRY INTERMEDIATE WET

RACE _____ DATE _____ QUALY POS. _____ STARTING POS. _____ FINAL POS. _____ FASTEST LAP _____

TRACK _____ TYPE INDOOR OUTDOOR STYLE TIGHT MEDIUM OPEN

SURFACE GRIP LOW MEDIUM HIGH _____ CONDITION SMOOTH ROUGH

TYPE HARD PACKED CLAY CARPET MULTI/SURFACE GRASS BLUE GROOVE DIRT ASTRO-TURF

FRONT SHOCK ABSORBERS		REAR	
cst	OIL		cst
SPRINGS			
mm	REBOUND		mm
mm	LIMITERS		mm
N° HOLES	∅ mm	PISTONS N° HOLES	∅ mm
PISTONS TYPE <input type="checkbox"/> STOCK <input type="checkbox"/> CONICAL <input type="checkbox"/> SQUARE			
<input type="checkbox"/> SHORT <input type="checkbox"/> LONG SPRING BUCKETS <input type="checkbox"/> SHORT <input type="checkbox"/> LONG			
<input type="checkbox"/> BLADDER SEAL		<input type="checkbox"/> BLADDER	
<input type="checkbox"/> EMULSION TYPE		<input type="checkbox"/> EMULSION	

FRONT ANTI-ROLL BARS		REAR	
FRONT ANTI-ROLL BAR	mm	REAR ANTI-ROLL BAR	mm

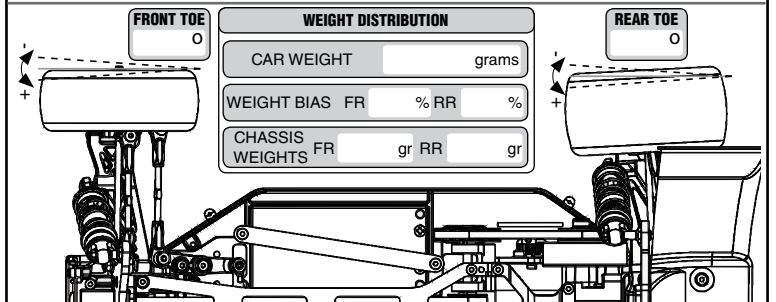
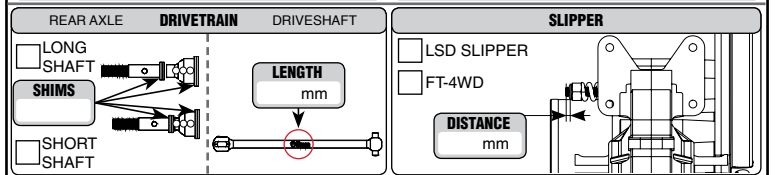
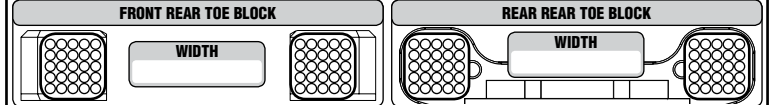
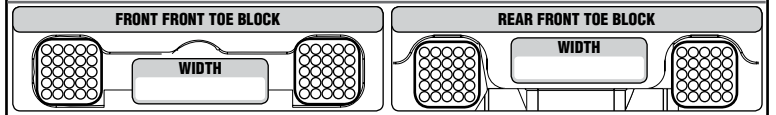
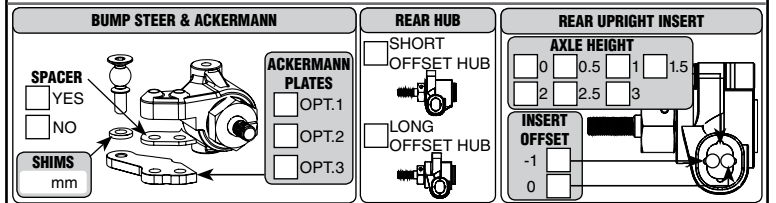
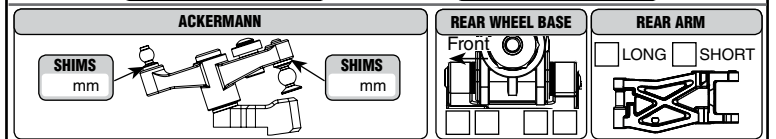
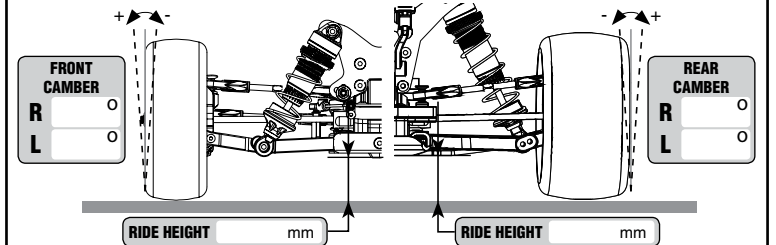
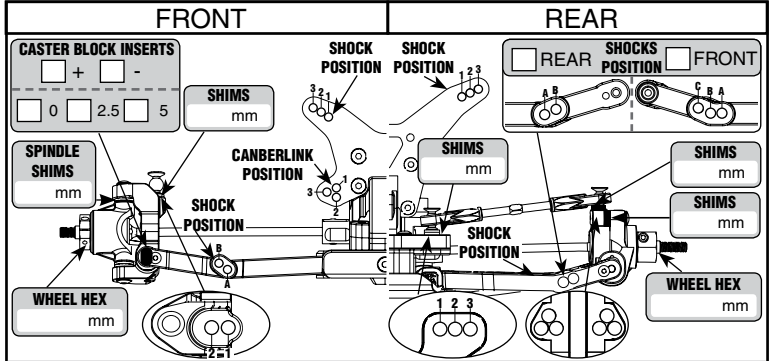
FRONT DIFFERENTIAL		REAR	
<input type="checkbox"/> BALL DIFFERENTIAL		<input type="checkbox"/> BALL DIFFERENTIAL	
<input type="checkbox"/> GEAR DIFF cst		<input type="checkbox"/> GEAR DIFF cst	
FR DIFF HEIGHT		RR DIFF HEIGHT	

GEARING			
PINION	Teeth	SPUR GEAR	Teeth

ELECTRONICS	
BATTERY	
BRAND	CAPACITY mAh
MOTOR	
BRAND	TYPE TIMING
ESC	
BRAND	TYPE

AERODYNAMIC CONFIGURATION	
BODY BRAND	TYPE
REAR WING BRAND	TYPE
REAR WING WIDTH	REAR WING LIP mm
RR WING ANGLE	<input type="checkbox"/> 0° <input type="checkbox"/> 2° <input type="checkbox"/> 4° <input type="checkbox"/> 6° <input type="checkbox"/> 8° MOUNT <input type="checkbox"/> STD <input type="checkbox"/> LOW
FRONT WING	<input type="checkbox"/> YES <input type="checkbox"/> NO TYPE

FRONT TIRES		REAR	
MAKE			
TYPE			
COMPOUND			
INSERTS			
WHEELS			
ADDITIVE			



REMARKS _____