

## DRIVER, TRACK AND RESULTS

DRIVER \_\_\_\_\_ COUNTRY \_\_\_\_\_ WEATHER AIR TEMP \_\_\_\_\_ TRACK TEMP \_\_\_\_\_  DRY  INTERMEDIATE  WET

TRACK \_\_\_\_\_ TRACTION  LOW  MEDIUM  HIGH COMMENTS \_\_\_\_\_

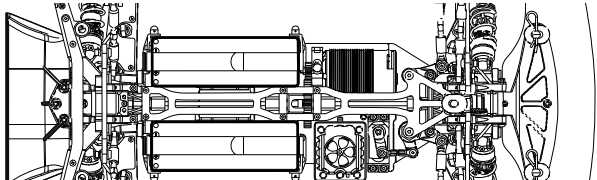
RACE \_\_\_\_\_ DATE \_\_\_\_\_ QUALY POS. \_\_\_\_\_ QUALY TIME \_\_\_\_\_ STARTING POS. \_\_\_\_\_ FINAL POS. \_\_\_\_\_

FRONT	SHOCK ABSORBERS	REAR
cst	OIL	cst
SPRINGS		
mm	REBOUND	mm
N° HOLES	Ø mm	PISTONS N° HOLES Ø mm
<input type="checkbox"/> FLAT	<input type="checkbox"/> CONICAL	PISTON TYPE <input type="checkbox"/> FLAT <input type="checkbox"/> CONICAL

ANTI-ROLL BARS	
FR ANTI-ROLL BAR	mm
RR ANTI-ROLL BAR	mm

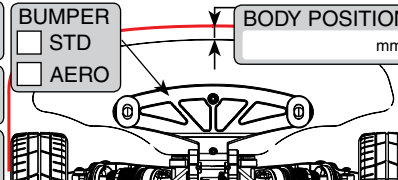
DIFFERENTIAL OIL AND POSITION			
FR DIFF	cst	RR DIFF	cst
POSITION	<input type="checkbox"/> LOW <input type="checkbox"/> MID LOW <input type="checkbox"/> HIGH <input type="checkbox"/> MID HIGH	POSITION	<input type="checkbox"/> LOW <input type="checkbox"/> MID LOW <input type="checkbox"/> HIGH <input type="checkbox"/> MID HIGH

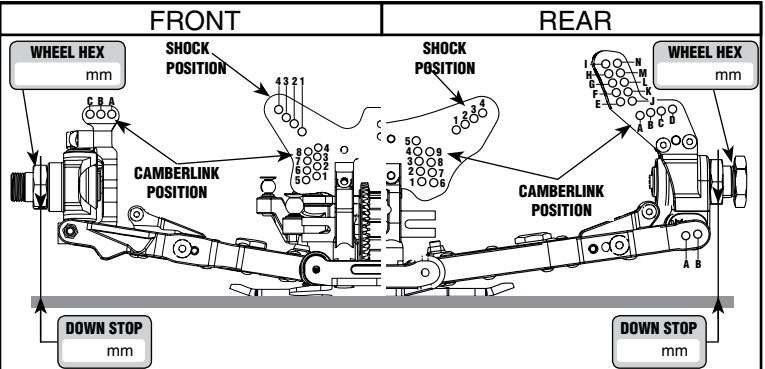
ELECTRONICS		
<b>MOTOR</b>		
BRAND	TYPE TIMING	
<b>ESC</b>		
BRAND	TYPE	
<b>BATTERY</b>		
BRAND	CAPACITY mAh	
<input type="checkbox"/> 2S STICK BATTERIES	<input type="checkbox"/> 2S SHORTY REARWARD BATTERIES	<input type="checkbox"/> 2S SHORTY FORWARD BATTERIES



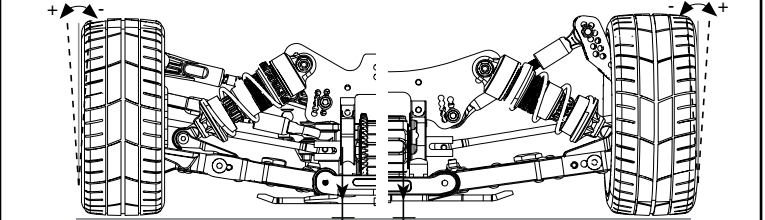
RATIO CONFIGURATION			
SPUR GEAR	teeth	PINION	teeth
FINAL DRIVE RATIO	ROLL OUT		mm

FRONT TIRES	Controlled Tire <input type="checkbox"/>	REAR
MAKE		
TYPE		
INSERTS		
WHEELS		

AERODYNAMIC CONFIGURATION		
BODY BRAND & TYPE	BUMPER <input type="checkbox"/> STD <input type="checkbox"/> AERO	BODY POSITION mm
WING BRAND & TYPE		
REAR DIFFUSER <input type="checkbox"/> YES <input type="checkbox"/> NO		

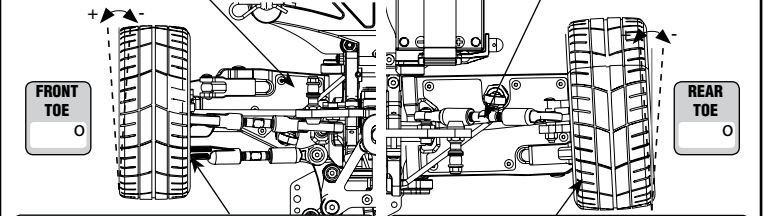


FRONT CAMBER	L <input type="checkbox"/> R <input type="checkbox"/>	REAR CAMBER	L <input type="checkbox"/> R <input type="checkbox"/>
--------------	---	-------------	---



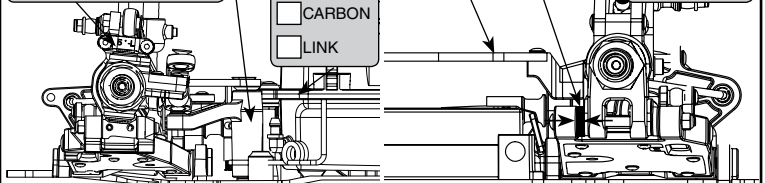
RIDE HEIGHT	mm	WITH TYRE Ø	mm	RIDE HEIGHT	mm	WITH TYRE Ø	mm
-------------	----	-------------	----	-------------	----	-------------	----

FRONT ARM SKIN			REAR ARM SKIN		
<input type="checkbox"/> TOP	<input type="checkbox"/> NYLON	<input type="checkbox"/> CARBON	<input type="checkbox"/> TOP	<input type="checkbox"/> NYLON	<input type="checkbox"/> CARBON
<input type="checkbox"/> BOTTOM	<input type="checkbox"/> NYLON	<input type="checkbox"/> CARBON	<input type="checkbox"/> BOTTOM	<input type="checkbox"/> NYLON	<input type="checkbox"/> CARBON



STEERING BLOCK ACKERMAN PLATE	OPTION TYPE	REAR UPRIGHT ROLL CENTER INSERTS
-------------------------------	-------------	----------------------------------

CASTER INSERT	SERVO SAVER SPRING <input type="checkbox"/> STD <input type="checkbox"/> HARD	REAR BRACE <input type="checkbox"/> CARBON <input type="checkbox"/> LINK	WHEEL BASE
<input type="checkbox"/> 0° <input type="checkbox"/> 1° <input type="checkbox"/> 2° <input type="checkbox"/> 3° <input type="checkbox"/> 4° <input type="checkbox"/> 5°			<input type="checkbox"/> 0 <input type="checkbox"/> 1.25 <input type="checkbox"/> 2.5 <input type="checkbox"/> 3.75 <input type="checkbox"/> 5



SUSPENSION BRACKETS INSERTS			
FRONT FR INSERTS N°	FRONT RR INSERTS N°	REAR FR INSERTS N°	REAR RR INSERTS N°

## REMARKS

\_\_\_\_\_

\_\_\_\_\_

\_\_\_\_\_